

## Solinst Levelogger App for Android™

The Solinst Levelogger App is designed to communicate with Solinst dataloggers via the Bluetooth® enabled Levelogger 5 App Interface. The app is available as a free download on Google Play™ for your smart device running the Android operating system.

To connect your dataloggers to the app, use the Levelogger 5 App Interface—a simple, portable device that connects to the top of your Levelogger’s Direct Read Cable or Adaptor, LevelVent Wellhead, or AquaVent Wellhead Connector Cable. Your Android smart device pairs with the Levelogger 5 App Interface using short-range Bluetooth wireless technology, allowing communication with your datalogger.

## Increased Productivity and Efficiency

The Solinst Levelogger App is well organized and very intuitive, making it easy to use. The app provides all major programming options available with the Solinst Levelogger PC Software, but without the need to bring a laptop to the field. Settings include very convenient scheduled sampling and future start options.

With a datalogger connected, the Solinst Levelogger App will provide information about the datalogger’s status, battery level, serial number, and location. You can save up to 10 program settings that can be applied to dataloggers. This can help keep sampling regimes consistent across a project.

The app allows you to check real-time readings from the connected datalogger, as well as view logged readings in a graph or database format. The data can be downloaded to your smart device, or shared immediately via e-mail. Data files can also be exported later to your office computer, and compensated using the Data Wizard in the Levelogger PC Software.

You can also perform a Levelogger 5 LTC conductivity calibration, and obtain diagnostic information from a connected datalogger using the Solinst Levelogger App.

## Advantages of the Solinst Levelogger App

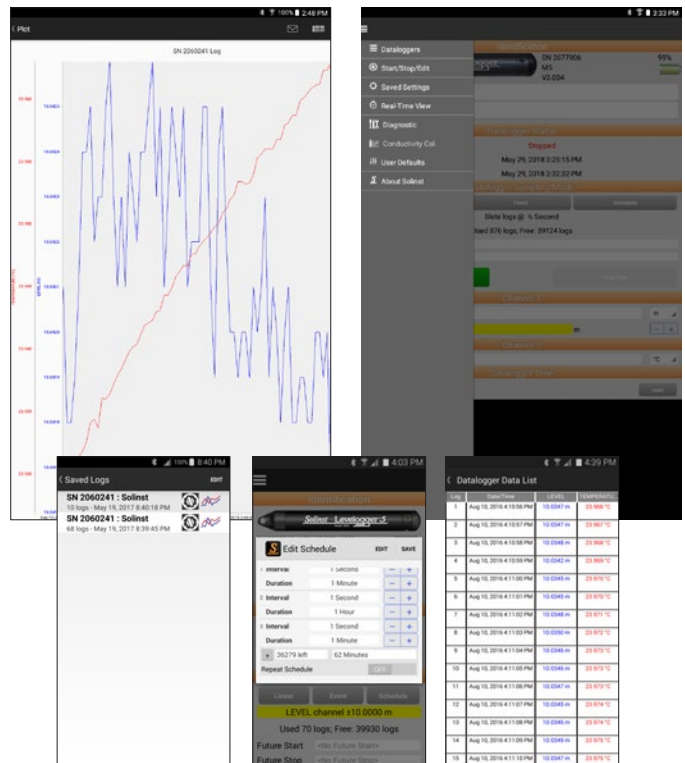
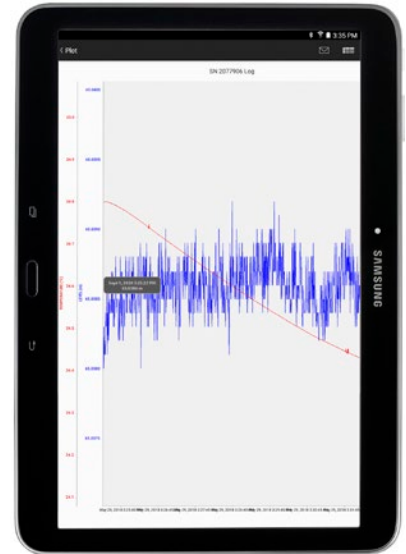
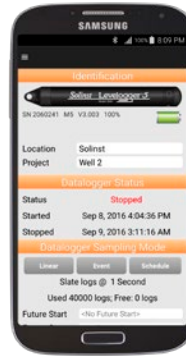
- Communicate with dataloggers via Bluetooth technology
- Employ the smart technology that you are already using
- Eliminate the need to bring a laptop to the field
- Program and start dataloggers right in the field
- Simplify data management in the field
- View real-time readings, or download and e-mail logged data files



Tested on the following devices:  
 Samsung S9 - Model SM-G960W  
 Google Pixel 3 - Model G013A



Android and Google Play are trademarks of Google Inc.  
 The Android robot is reproduced or modified from work created and shared by Google and used according to terms described in the Creative Commons 3.0 Attribution License.  
 The Bluetooth® word mark and logos are registered trademarks owned by Bluetooth SIG, Inc. and any use of such marks by Solinst Canada Ltd. is under license.



## Levellogger 5 App Interface

The Levellogger 5 App Interface uses *Bluetooth*<sup>®</sup> wireless technology to connect a Solinst datalogger to your Android™ smartphone or tablet. Once connected, you can program the datalogger, or view and download data using the Solinst Levellogger App.

### Simple and Convenient Operation

The App Interface is lightweight, compact in design, making it highly portable—excellent for field use. It runs on four 1.5V AA lithium batteries that are easy to replace. The App Interface has a power button to turn it on and off, and there is an auto-off after 10 minutes of inactivity. An LED light indicates its status.

### Operation is simple:

- 1) Download the Solinst Levellogger App on your smart device. The app is available as a free download on Google Play™.
- 2) Connect the Levellogger 5 App Interface to the top end of your Levellogger's Direct Read Cable or Adaptor, LevelVent Wellhead, or AquaVent Wellhead Connector Cable, and turn it on.
- 3) Enable Bluetooth on your smart device and pair the Levellogger 5 App Interface to your device.
- 4) Launch the Solinst Levellogger App and connect to your datalogger.
- 5) Once you are finished downloading or programming your datalogger, disconnect the App Interface, and connect to a datalogger at your next monitoring location. The App Interface is not intended for dedicated applications.



L5 Threaded and Slip Fit Adaptors allow you to directly connect your Levellogger to the Levellogger 5 App Interface.



|                                       |   |
|---------------------------------------|---|
| <b>Compatibility:</b>                 | Levellogger 5 Series dataloggers, LevelVent 5 and AquaVent 5, as well as previous versions of the LevelVent and AquaVent, and Levellogger Edge Series dataloggers |
| <b>IP Rating:</b>                     | IP 64 (dust and splash resistant)   |
| <b>Materials:</b>                     | Black Delrin®, 316 stainless steel  |
| <b>Operating Temperature:</b>         | -20°C to +50°C  |
| <b>Batteries:</b>                     | 4 x 1.5V AA replaceable lithium   |
| <b>Battery Life:</b>                  | 500 full datalogger downloads @ 21°C  |
| <b>Typical Bluetooth Comm. Range:</b> | up to 10 m (30 ft)  |
| <b>Size:</b>                          | ø 57 mm x 124 mm (ø 2.25" x 4.875")   |
| <b>Weight:</b>                        | 13.7 oz. (388 grams)  |



The Bluetooth<sup>®</sup> word mark and logos are registered trademarks owned by Bluetooth SIG, Inc. and any use of such marks by Solinst Canada Ltd. is under license.

Android and Google Play are trademarks of Google Inc. The Android robot is reproduced or modified from work created and shared by Google and used according to terms described in the Creative Commons 3.0 Attribution License.

©Solinst and Levellogger are registered trademarks of Solinst Canada Ltd.

